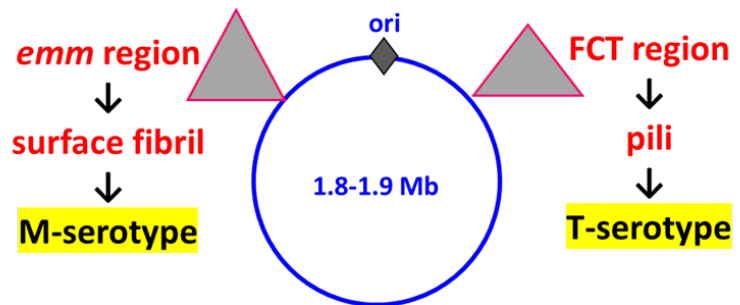


**PUBMLST ISOLATES DATABASE:  
RULES-BASED ASSIGNMENT OF *EMM* AND PILIN GENOTYPES  
FOR GROUP A STREPTOCOCCI (SPYOGENES)**

Updated May 2024

**Contents:**

Topic	Page
emm type and subtype	2-3
emm pattern	4-6
emm cluster	6
Pilin alleles	7
pilA and pilB nt80 clusters	8-13
Pilin type	14-15
FCT-region form	16



**Group A streptococci-specific typing resources:**

- CDC link (*emm* type deposits):  
<https://www2.cdc.gov/vaccines/biotech/strepblast.asp>

Bessen DE, Beall BW, Hayes A, Huang W, DiChiara JM, Velusamy S, Tettelin H, Jolley KA, Fallon JT, Chochua S, Alobaidallah MSA, Higgs C, Barnett TC, Steemson JT, Proft T, Davies MR. 0. Recombinational exchange of M-fibril and T-pilus genes generates extensive cell surface diversity in the global group A *Streptococcus* population. *mBio* 0:e00693-24.

<https://doi.org/10.1128/mbio.00693-24>

- Sanderson-Smith M, De Oliveira DM, Guglielmini J, McMillan DJ, Vu T, Holien JK, Henningham A, Steer AC, Bessen DE, Dale JB, Curtis N, Beall BW, Walker MJ, Parker MW, Carapetis JR, Van Melder L, Sriprakash KS, Smeesters PR; M Protein Study Group. *J Infect Dis.* 2014, 210:1325-38.

## emm type, subtype, cluster and pattern:

### 1. emm type and subtype assignment

Given the historical importance of *emm* type in group A strep epidemiology, new isolate submissions are **expected** to minimally provide 'emm type' in addition to the 7 core housekeeping alleles.

- The *emm* type format is a simple number of 1 to 3 digits.
- Allowable values are listed in the Isolate Database template (Excel file).

### How to establish *emm* type?

- By the CDC BLAST server: <https://www2.cdc.gov/vaccines/biotech/strepblast.asp>
- By [www.pubmlst.org/spyogenes](http://www.pubmlst.org/spyogenes): Sequence queries with whole genome sequences identify exact matches with the PubMLST Sequence Typing Database of *emm* subtypes (i.e., partial allele), which is curated by the CDC and updated to PubMLST every 1-2 months.
  - The *emm* subtype format is emm#.#. For e.g., emm5.32 or emm103.1
  - In the example above, the *emm* types are 5 and 103, respectively.
  - The **emm subtype is optional** for new isolate submissions.
  - Some *emm* types (emmCG) are derived from a related streptococcal species (e.g., stG6). Please consult with the Curator as to how this information might best be handled.
  - The development of Sequence Typing Databases is ongoing for *emm*-like (*emmL*) genes. This information may be useful in sequence queries but is not yet available in the Isolate Database.
- For sequence queries with multiple *emm* and *emmL* hits: **Which one is *emm*?**
  - The position of the hit with emmPrime (~50 nt upstream) establishes the identity of the (downstream) *emm* locus.

Locus	Allele	Length	Contig	Start position	End position
emm	53.0	180	sid 463836 accn CP003068__Streptococcus_pyogenes_Alaba49__complete_genome__[Streptococcus_pyogenes_Alaba49]	1656846	1657025
emmL	134.2	180	sid 463836 accn CP003068__Streptococcus_pyogenes_Alaba49__complete_genome__[Streptococcus_pyogenes_Alaba49]	1655354	1655533
emmPrime	2	19	sid 463836 accn CP003068__Streptococcus_pyogenes_Alaba49__complete_genome__[Streptococcus_pyogenes_Alaba49]	1657073	1657091
mga-2	17	32	sid 463836 accn CP003068__Streptococcus_pyogenes_Alaba49__complete_genome__[Streptococcus_pyogenes_Alaba49]	1658718	1658749
SF1	1	26	sid 463836 accn CP003068__Streptococcus_pyogenes_Alaba49__complete_genome__[Streptococcus_pyogenes_Alaba49]	1656004	1656029
SF3	1	30	sid 463836 accn CP003068__Streptococcus_pyogenes_Alaba49__complete_genome__[Streptococcus_pyogenes_Alaba49]	1654688	1654717
SF4	9	54	sid 463836 accn CP003068__Streptococcus_pyogenes_Alaba49__complete_genome__[Streptococcus_pyogenes_Alaba49]	1657468	1657521

- For sequence queries with no *emm* type hits → (possibly) a new *emm* subtype
  - New *emm* subtype assignments are made by the CDC.
    - CDC link: <https://www.cdc.gov/streplab/groupa-strep/index.html>
  - The PubMLST curator can also provide guidance if needed.
    - However - the PubMLST software is not designed to accept new *emm* subtype submissions directly from users.

## 2. *emm* pattern assignment (optional)

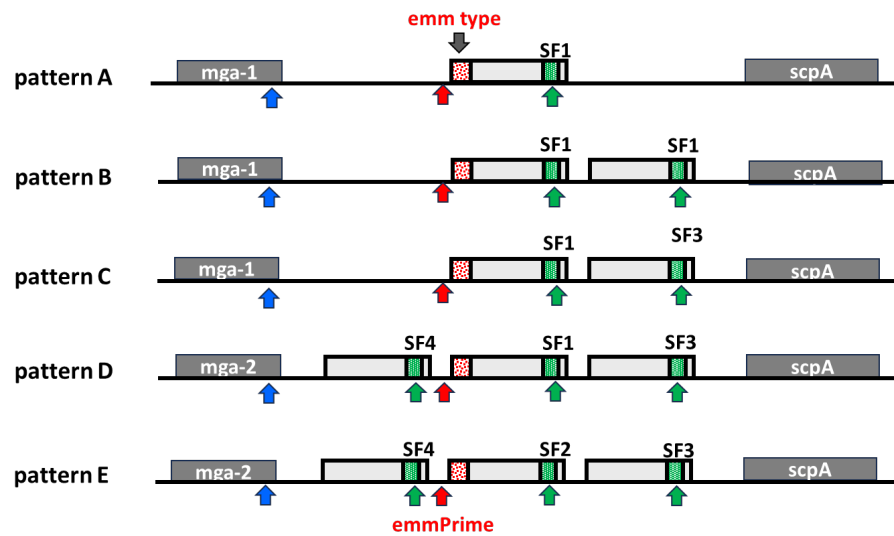
- The Isolate Database has 2 fields for submission of *emm* pattern (optional)
  - *emm\_pattern\_measured*
    - **Values** are A-C, D, E, REA (rearranged), A, B, C
  - *emm\_pattern\_predicted*
    - **Values** are A-C, D, E, REA (rearranged)

### How to establish *emm* pattern (i.e., measured)?

- Combinations of hits with *emm* typing loci are used to measure *emm* pattern.
- Note: The PubMLST databases include nearly all known variants of the (partial) *emm* pattern-typing loci but may not be 100% inclusive. Please contact the Curator if you have new allelic variants and/or wish to submit a direct deposit.

<i>emm</i> pattern	<i>mga-1</i>	<i>mga-2</i>	SF1	SF2	SF3	SF4	<i>emm</i>
A	hit		hit				hit
B	hit		2 hits				hit
C	hit		hit		hit		hit
D		hit	hit		hit	hit	hit
E		hit		hit	hit	hit	hit
REA (example)		hit			hit	hit	hit (or <i>emmL</i> only)

- If the SF hit combination differs from those established for *emm* patterns A through E (above), one can query the genome for each individual SF to identify a new allelic variant (i.e.,  $\geq 90\%$  id). The Curator can offer further guidance.



### Example (from downloaded xls following sequence query): *emm53*-pattern D

Locus	Allele	Length	Contig	Start position	End position
<i>mga-2</i>	17	32	sid 463836 accn CP003068__Streptococcus_pyogenes_Alalab49,_complete_genome._	1658718	1658749
SF4	9	54	sid 463836 accn CP003068__Streptococcus_pyogenes_Alalab49,_complete_genome._	1657468	1657521
<i>emmPrime</i>	2	19	sid 463836 accn CP003068__Streptococcus_pyogenes_Alalab49,_complete_genome._	1657073	1657091
<i>emm</i>	53	180	sid 463836 accn CP003068__Streptococcus_pyogenes_Alalab49,_complete_genome._	1656846	1657025
SF1	1	26	sid 463836 accn CP003068__Streptococcus_pyogenes_Alalab49,_complete_genome._	1656004	1656029
<i>emmL</i>	134.2	180	sid 463836 accn CP003068__Streptococcus_pyogenes_Alalab49,_complete_genome._	1655354	1655533
SF3	1	30	sid 463836 accn CP003068__Streptococcus_pyogenes_Alalab49,_complete_genome._	1654688	1654717

## How to predict *emm* pattern?

- Previously established associations between *emm* type and *emm* pattern groupings A-C, D and E are presented in the listing below.
- REA is included only for *emm* types for which an *emm* pattern group remains to be established.
- *emm* types recovered in association with >1 *emm* pattern group are highlighted.
- Data is based on the mBio 2024 study (Table S1).

emm type	emm pattern group	emm type	emm pattern group	emm type	emm pattern group	emm type	emm pattern group
1	A-C	56	D	106	E	208	D
2	E	57	A-C	107	E	209	E
3	A-C	58	E	108	D	213	D
4	E	59	D	109	E	216	D
5	A-C	60	E	110	E	217	D
6	A-C	63	E	111	D	218	A-C
8	E	64	D	112	E	218	D
9	E	65	D	113	E	221	D
11	E	66	E	114	E	222	A-C
12	A-C	67	D	115	D	223	D
13	E	68	E	116	D	224	D
14	A-C	70	D	117	E	225	D
15	E	71	D	118	E	226	A-C
17	A-C	72	D	119	D	227	A-C
18	A-C	73	E	120	D	229	A-C
18	D	74	D	121	D	230	D
19	A-C	75	E	122	D	231	E
22	E	76	E	123	D	232	E
23	A-C	77	E	124	E	233	A-C
24	A-C	78	E	137	A-C	233	D
25	E	79	E	138	REA	238	A-C
26	A-C	80	D	147	D	239	A-C
27	E	81	D	151	E	241	A-C
28	E	81	D	162	D	242	D
29	A-C	82	E	164	REA	stG1750	REA
30	A-C	83	D	165	E	stG653	A-C
30	D	84	E	166	A-C	stG7882	A-C
31	A-C	85	D	166	E	stG866	A-C
32	D	86	D	168	E		
33	D	87	E	169	E		
34	REA	88	E	171	REA		
36	D	89	E	172	D		
37	A-C	90	E	173	E		
38	A-C	91	D	174	REA		
39	A-C	92	E	176	E		
41	D	93	D	177	E		
42	D	94	E	178	D		
43	D	95	D	179	D		
44	E	95	D	180	E		
46	A-C	95	D	182	D		
47	A-C	96	E	183	E		
48	E	97	D	184	D		
49	E	98	D	185	D		
50	E	99	D	186	D		
51	A-C	100	D	191	D		
52	D	101	D	192	D		
53	D	102	E	193	A-C		
54	A-C	103	E	197	A-C		
54	D	104	E	205	D		
55	A-C	105	REA	207	D		

### 3. *emm* cluster assignment (optional)

The Isolates Database allows for entry of 'emm\_cluster' based on:

- Sanderson-Smith M, De Oliveira DM, Guglielmini J, McMillan DJ, Vu T, Holien JK, Henningham A, Steer AC, Bessen DE, Dale JB, Curtis N, Beall BW, Walker MJ, Parker MW, Carapetis JR, Van Melder L, Sriprakash KS, Smeesters PR; M Protein Study Group. J Infect Dis. 2014 Oct 15;210(8):1325-38

Values are in **text** format, as listed below.

- Singletons and outliers should be listed in the isolate template xls file in the format exemplified by: clade\_Y\_M6 and outlier\_M55
- If you are uncertain of the proper format, one can examine the Isolate Database.

clade	<i>emm</i> cluster	<i>emm</i> types represented
X	E1	4, 60, 78, 165, 176
X	E2	13, 27, 50, 66, 68, 76, 90, 92, 96, 104, 106, 110, 117, 166, 168
X	E3	9, 15, 25, 44, 49, 58, 79, 82, 87, 103, 107, 113, 118, 144, 180, 183, 209, 219, 231
X	E4	2, 8, 22, 28, 73, 77, 84, 88, 89, 102, 109, 112, 114, 124, 169, 175, 232
X	E5	34, 51, 134, 137, 170, 174, 205
X	E6	11, 42, 48, 59, 63, 65, 67, 75, 81, 85, 94, 99, 139, 158, 172, 177, 182, 191
X	Singletons	164, 185, 211, 236
Y	D1	36, 54, 207
Y	D2	32, 71, 100, 115, 213
Y	D3	123, 217
Y	D4	33, 41, 43, 52, 53, 56, 64, 70, 72, 80, 83, 86, 91, 93, 98, 101, 108, 116, 119, 120, 121, 178, 186, 192, 194, 208, 223, 224, 225, 230, 242
Y	D5	97, 157, 184
Y	A-C1	46, 142
Y	A-C2	30, 197
Y	A-C3	1, 163, 227, 238, 239
Y	A-C4	12, 39, 193, 228, 229
Y	A-C5	3, 31, 133
Y	Singletons	5, 6, 14, 17, 18, 19, 23, 24, 26, 29, 37, 38, 47, 57, 74, 105, 122, 140, 179, 218, 233, 234
Outliers	Outliers	55, 95, 111, 215, 221, 222


## FCT-region form, pilin type, pil nt80 sequence clusters and pilin alleles

### 1. Pilin alleles (optional)

- New pilin alleles can be directly submitted to the Curator for **integer** assignment.
- A listing of pilin loci in the Typing Databases is provided below.
- Details are presented in the mBio 2024 study. Briefly:
  - pilA, adhesin
  - pilB, backbone
  - pilL, linker
  - Numerals refer to FCT-regions forms: 1, 2, 3 and 4 (34), 5, 6, 9, 10.

pilA1
pilA2
pilA34
pilA5
pilA6
pilB1
pilB10
pilB2
pilB34
pilB5
pilB6
pilB9
pilL1
pilL10
pilL2
pilL34
pilL5
pilL6
pilL9

## 2. pilA\_nt80 and pilB\_nt80 clusters (optional).

- nt80 sequence clusters for established pilA and pilB alleles are listed in the charts below. Additions since February 2024 are highlighted in **yellow**.
- nt80 sequence clusters are assigned by the Curator for new pilA and pilB alleles.
- Further details are presented in the mBio 2024 study.
- The Table S1 xls file in the mBio 2024 study lists pilA and pilB alleles and cluster assignments, and data can be readily sorted.
- See example in section #4: 

### pilA1

pilA1 allele	pilA_nt80 cluster
1	nt80_4
2	nt80_3
3	nt80_3
4	nt80_3
5	nt80_4
6	nt80_4
7	nt80_3
8	nt80_3
9	nt80_3
10	nt80_4
11	nt80_4
12	nt80_3
13	nt80_3
14	nt80_4
15	nt80_4
16	nt80_4
17	nt80_4
18	nt80_3
19	nt80_3
20	nt80_4
21	nt80_4
22	nt80_4
23	nt80_3
24	nt80_3
25	nt80_3
26	nt80_4
27	nt80_4
28	nt80_4
29	nt80_3
30	nt80_4

### pilA2

pilA2 allele	pilA_nt80 cluster
1	nt80_7
2	nt80_7
3	nt80_7
4	nt80_7
5	nt80_7

### pilA6

pilA6 allele	pilA_nt80 cluster
1	nt80_5



# pilA34

pilA34 allele	pilA_nt80 cluster	pilA34 allele	pilA_nt80 cluster	pilA34 allele	pilA_nt80 cluster	pilA34 allele	pilA_nt80 cluster
1	10	52	12	102	9	152	12
2	13	53	12	103	13	153	6
3	9	54	12	104	12	154	6
4	13	55	16	105	13	155	9
5	9	56	6	106	9	156	6
6	10	57	15	107	8	157	13
7	13	58	12	108	12	158	14
8	13	59	14	109	12	159	9
9	9	60	14	110	6	160	6
10	9	61	14	111	14	161	6
11	9	62	14	112	17	162	15
12	13	63	14	113	16	163	12
13	10	64	14	114	8	164	6
14	11	65	12	115	6	165	9
15	6	66	14	116	12	166	10
16	8	67	17	117	17	167	8
17	8	68	16	118	11	168	8
18	8	69	16	119	6	169	14
19	10	70	17	120	14	170	9
20	6	71	17	121	12	171	12
21	8	72	17	122	6	172	12
22	8	73	17	123	12	173	13
23	6	74	9	124	9	174	15
24	8	75	13	125	13	175	12
25	14	76	13	126	12	176	13
26	12	77	10	127	9	177	8
27	16	78	12	128	12	178	13
28	14	79	16	129	10	179	15
29	18	80	9	130	8	180	9
30	18	81	12	131	8	181	14
31	15	82	9	132	13	182	12
32	12	83	6	133	17	183	9
33	14	84	8	134	14	184	9
34	12	85	9	135	12	185	12
35	14	86	9	136	14	186	12
36	14	87	9	137	8	187	13
37	12	88	6	138	12	188	13
38	15	89	6	139	6	189	6
39	17	90	9	140	12	190	16
40	14	91	13	141	12	191	13
41	17	92	6	142	10	192	13
42	16	93	6	143	6	193	17
43	12	94	6	144	13	194	6
44	17	95	13	145	12	195	12
45	13	96	6	146	9	196	12
46	12	97	6	147	12	197	13
47	12	98	12	148	14	198	13
48	12	99	11	149	12	199	13
49	14	100	8	150	14	200	8
50	12	101	9	151	10	201	10
51	12						

## pilA5

pilA5 allele	pilA_nt80 cluster
1	nt80_1
2	nt80_1
3	nt80_1
4	nt80_1
5	nt80_1
6	nt80_1
7	nt80_1
8	nt80_1
9	nt80_0
10	nt80_0
11	nt80_0
12	nt80_0
15	nt80_1
17	nt80_1
18	nt80_0
19	nt80_1
20	nt80_1
21	nt80_1
22	nt80_1
26	nt80_0
27	nt80_0
28	nt80_0
29	nt80_1
31	nt80_1
32	nt80_1
33	nt80_1
34	nt80_0
35	nt80_0
36	nt80_1
37	nt80_1

## pilA10

pilA10 allele	pilA_nt80 cluster
13	nt80_2
14	nt80_2
16	nt80_2
23	nt80_2
23	nt80_2
24	nt80_2
25	nt80_2
30	nt80_2

**pilB1**

pilB1 allele	pilB_nt80 cluster
1	nt80_20
2	nt80_24
3	nt80_21
4	nt80_21
5	nt80_21
6	nt80_25
7	nt80_21
8	nt80_21
9	nt80_22
10	nt80_23
11	nt80_26
12	nt80_25
13	nt80_21
14	nt80_24
15	nt80_22
16	nt80_20
17	nt80_21
18	nt80_24
20	nt80_24
21	nt80_23
22	nt80_20
23	nt80_25
24	nt80_21

**pilB2**

pilB2 allele	pilB_nt80 cluster
1	nt80_39
2	nt80_39

**pilB6**

pilB6 allele	pilB_nt80 cluster
1	nt80_11

**pilB34**

pilB34 allele	pilB_nt80 cluster		pilB34 allele	pilB_nt80 cluster		pilB34 allele	pilB_nt80 cluster
1	nt80_27		49	nt80_34		97	nt80_36
2	nt80_34		50	nt80_34		98	nt80_34
3	nt80_34		51	nt80_29		99	nt80_34
4	nt80_29		52	nt80_29		100	nt80_37
5	nt80_37		53	nt80_29		101	nt80_34
6	nt80_28		54	nt80_29		102	nt80_33
7	nt80_28		55	nt80_37		103	nt80_36
8	nt80_30		56	nt80_34		104	nt80_34
9	nt80_27		57	nt80_34		105	nt80_31
10	nt80_33		58	nt80_34		106	nt80_27
11	nt80_28		59	nt80_34		107	nt80_33
12	nt80_27		60	nt80_35		108	nt80_38
13	nt80_28		61	nt80_34		109	nt80_36
14	nt80_28		62	nt80_36		110	nt80_30
15	nt80_38		63	nt80_36		111	nt80_33
16	nt80_31		64	nt80_36		112	nt80_31
17	nt80_32		65	nt80_36		113	nt80_30
18	nt80_34		66	nt80_36		114	nt80_36
19	nt80_28		67	nt80_33		115	nt80_37
20	nt80_29		68	nt80_33		116	nt80_38
21	nt80_34		69	nt80_31		117	nt80_36
22	nt80_38		70	nt80_31		118	nt80_29
23	nt80_36		71	nt80_31		119	nt80_28
24	nt80_34		72	nt80_35		120	nt80_30
25	nt80_34		73	nt80_36		121	nt80_32
26	nt80_34		74	nt80_36		122	nt80_34
27	nt80_37		75	nt80_36		123	nt80_33
28	nt80_37		76	nt80_35		124	nt80_35
29	nt80_37		77	nt80_35		125	nt80_30
30	nt80_28		78	nt80_35		126	nt80_34
31	nt80_30		79	nt80_35		127	nt80_36
32	nt80_30		80	nt80_35		128	nt80_36
33	nt80_30		81	nt80_35		129	nt80_28
34	nt80_30		82	nt80_35		130	nt80_34
35	nt80_33	✿	83	nt80_34		131	nt80_31
36	nt80_33		84	nt80_34		132	nt80_37
37	nt80_28		85	nt80_30		133	nt80_28
38	nt80_28		86	nt80_36		134	nt80_32
39	nt80_28		87	nt80_36		135	nt80_36
40	nt80_38		88	nt80_35		136	nt80_29
41	nt80_38		89	nt80_35		137	nt80_29
42	nt80_38		90	nt80_29		138	nt80_33
43	nt80_38		91	nt80_28		139	nt80_37
44	nt80_31		92	nt80_37		140	nt80_32
45	nt80_32		93	nt80_32		142	nt80_29
46	nt80_32		94	nt80_35		143	nt80_35
47	nt80_32		95	nt80_32			
48	nt80_32		96	nt80_35			

**pilB5**

pilB5 allele	pilB_nt80 cluster
1	nt80_1
2	nt80_1
3	nt80_2
4	nt80_1
5	nt80_1
6	nt80_1
6	nt80_1
7	nt80_3
8	nt80_3
9	nt80_2
10	nt80_2
11	nt80_3
11	nt80_3
12	nt80_1
13	nt80_2
14	nt80_2
15	nt80_4
16	nt80_4
17	nt80_2
18	nt80_2
19	nt80_4
20	nt80_4

**pilB10**

pilB10 allele	pilB_nt80 cluster
1	nt80_5
2	nt80_0
3	nt80_0
4	nt80_0
5	nt80_5
6	nt80_5

**pilB9**

pilB9 allele	pilB_nt80 cluster
1	nt80_14
2	nt80_14
3	nt80_12
4	nt80_7
5	nt80_7
6	nt80_7
7	nt80_13
8	nt80_15
9	nt80_15
10	nt80_17
11	nt80_12
12	nt80_19
13	nt80_19
14	nt80_15
15	nt80_12
16	nt80_14
17	nt80_19
18	nt80_14
19	nt80_8
20	nt80_15
21	nt80_18
22	nt80_18
23	nt80_19
24	nt80_10
25	nt80_13
26	nt80_10
27	nt80_9
28	nt80_16
29	nt80_6

### 3. Pilin type (optional)

- Pilin type is defined based on the (unique) combination of pilA\_nt80 and pilB\_nt80 clusters, as listed in the chart below.
- New pilin types are assigned by the Curator.

Sorted by pilin type:

pilin type	pilA_nt80 cluster	pilB_nt80 cluster	FCT-region form		pilin type	pilA_nt80 cluster	pilB_nt80 cluster	FCT-region form
pil001	nt80_7	nt80_39	FCT-2		pil066	nt80_9	nt80_38	FCT-4
pil002	nt80_5	nt80_11	FCT-6		pil068	nt80_3	nt80_25	FCT-1
pil003	nt80_14	nt80_35	FCT-3		pil070	nt80_12	nt80_34	FCT-3
pil004	nt80_1	nt80_1	FCT-5		pil072	nt80_14	nt80_38	FCT-3
pil005	nt80_18	nt80_33	FCT-3		pil074	nt80_14	nt80_32	FCT-3
pil006	nt80_4	nt80_25	FCT-1		pil075	n.a.	nt80_8	FCT-9
pil007	n.a.	nt80_16	FCT-9		pil076	nt80_4	nt80_21	FCT-1
pil008	n.a.	nt80_19	FCT-9		pil077	nt80_6	nt80_29	FCT-4
pil009	nt80_6	nt80_32	FCT-4		pil078	nt80_10	nt80_33	FCT-4
pil010	n.a.	nt80_6	FCT-9		pil080	nt80_14	nt80_36	FCT-3
pil011	nt80_13	nt80_27	FCT-4		pil081	nt80_1	nt80_3	FCT-5
pil012	nt80_8	nt80_38	FCT-4		pil083	nt80_17	nt80_37	FCT-3
pil013	nt80_10	nt80_29	FCT-4		pil084	nt80_9	nt80_34	FCT-4
pil014	nt80_11	nt80_36	FCT-4		pil085	nt80_9	nt80_28	FCT-4
pil015	nt80_9	nt80_35	FCT-4		pil087	nt80_8	nt80_34	FCT-4
pil016	nt80_1	nt80_4	FCT-5		pil088	nt80_2	nt80_5	FCT-10
pil018	nt80_17	nt80_36	FCT-3		pil089	nt80_9	nt80_30	FCT-4
pil019	n.a.	nt80_12	FCT-9		pil090	nt80_9	nt80_31	FCT-4
pil020	n.a.	nt80_10	FCT-9		pil092	nt80_8	nt80_28	FCT-4
pil021	nt80_10	nt80_31	FCT-4		pil094	nt80_14	nt80_30	FCT-3
pil022	nt80_2	nt80_0	FCT-10		pil095	nt80_4	nt80_26	FCT-1
pil023	nt80_3	nt80_21	FCT-1		pil096	nt80_13	nt80_35	FCT-4
pil024	nt80_12	nt80_38	FCT-3		pil098	nt80_15	nt80_34	FCT-3
pil025	n.a.	nt80_14	FCT-9		pil099	nt80_15	nt80_36	FCT-3
pil027	nt80_11	nt80_33	FCT-4		pil100	nt80_15	nt80_35	FCT-3
pil028	nt80_13	nt80_34	FCT-4		pil101	nt80_17	nt80_29	FCT-3
pil033	nt80_16	nt80_37	FCT-3		pil102	nt80_0	nt80_4	FCT-5
pil036	nt80_13	nt80_31	FCT-3		pil104	nt80_8	nt80_27	FCT-4
pil038	nt80_4	nt80_23	FCT-1		pil105	nt80_6	nt80_36	FCT-4
pil039	nt80_6	nt80_30	FCT-4		pil106	nt80_6	nt80_33	FCT-4
pil040	nt80_13	nt80_37	FCT-4		pil107	nt80_6	nt80_28	FCT-4
pil042	nt80_8	nt80_35	FCT-4		pil110	nt80_4	nt80_20	FCT-1
pil043	nt80_12	nt80_37	FCT-3		pil111	nt80_15	nt80_32	FCT-3
pil044	nt80_8	nt80_33	FCT-4		pil114	nt80_8	nt80_31	FCT-4
pil045	nt80_13	nt80_38	FCT-4		pil115	nt80_3	nt80_22	FCT-1
pil046	nt80_8	nt80_30	FCT-4		pil116	nt80_12	nt80_33	FCT-3
pil048	nt80_0	nt80_3	FCT-5		pil117	nt80_18	nt80_28	FCT-3
pil049	nt80_11	nt80_38	FCT-4		pil122	nt80_14	nt80_28	FCT-3
pil052	nt80_16	nt80_36	FCT-3		pil165	n.a.	nt80_18	FCT-9
pil053	nt80_12	nt80_36	FCT-3		pil177	nt80_9	nt80_33	FCT-4
pil054	nt80_3	nt80_24	FCT-1		pil178	nt80_17	nt80_35	FCT-3
pil055	n.a.	nt80_15	FCT-9		pil183	nt80_9	nt80_37	FCT-4
pil056	nt80_14	nt80_34	FCT-3		pil186	nt80_12	nt80_31	FCT-3
pil057	n.a.	nt80_17	FCT-9		pil217	nt80_12	nt80_28	FCT-3
pil058	n.a.	nt80_9	FCT-9		pil222	nt80_10	nt80_32	FCT-4
pil059	nt80_13	nt80_28	FCT-4		pil225	nt80_17	nt80_34	FCT-3
pil060	nt80_1	nt80_2	FCT-5		pil232	nt80_0	nt80_2	FCT-5
pil063	nt80_4	nt80_24	FCT-1		pil238	n.a.	nt80_13	FCT-9
pil064	nt80_12	nt80_35	FCT-3					
pil065	n.a.	nt80_7	FCT-9					

Sorted by FCT-region form and nt80 clusters:

pilin type	pilA_nt80 cluster	pilB_nt80 cluster	FCT-region form		pilin type	pilA_nt80 cluster	pilB_nt80 cluster	FCT-region form
pil023	nt80_3	nt80_21	FCT-1	★	pil028	nt80_13	nt80_34	FCT-4
pil115	nt80_3	nt80_22	FCT-1		pil096	nt80_13	nt80_35	FCT-4
pil054	nt80_3	nt80_24	FCT-1		pil040	nt80_13	nt80_37	FCT-4
pil068	nt80_3	nt80_25	FCT-1		pil045	nt80_13	nt80_38	FCT-4
pil110	nt80_4	nt80_20	FCT-1		pil107	nt80_6	nt80_28	FCT-4
pil076	nt80_4	nt80_21	FCT-1		pil077	nt80_6	nt80_29	FCT-4
pil038	nt80_4	nt80_23	FCT-1		pil039	nt80_6	nt80_30	FCT-4
pil063	nt80_4	nt80_24	FCT-1		pil009	nt80_6	nt80_32	FCT-4
pil006	nt80_4	nt80_25	FCT-1		pil106	nt80_6	nt80_33	FCT-4
pil095	nt80_4	nt80_26	FCT-1		pil105	nt80_6	nt80_36	FCT-4
pil001	nt80_7	nt80_39	FCT-2		pil104	nt80_8	nt80_27	FCT-4
pil217	nt80_12	nt80_28	FCT-3		pil092	nt80_8	nt80_28	FCT-4
pil186	nt80_12	nt80_31	FCT-3		pil046	nt80_8	nt80_30	FCT-4
pil116	nt80_12	nt80_33	FCT-3		pil114	nt80_8	nt80_31	FCT-4
pil070	nt80_12	nt80_34	FCT-3		pil044	nt80_8	nt80_33	FCT-4
pil064	nt80_12	nt80_35	FCT-3		pil087	nt80_8	nt80_34	FCT-4
pil053	nt80_12	nt80_36	FCT-3		pil042	nt80_8	nt80_35	FCT-4
pil043	nt80_12	nt80_37	FCT-3		pil012	nt80_8	nt80_38	FCT-4
pil024	nt80_12	nt80_38	FCT-3		pil085	nt80_9	nt80_28	FCT-4
pil036	nt80_13	nt80_31	FCT-3		pil089	nt80_9	nt80_30	FCT-4
pil122	nt80_14	nt80_28	FCT-3		pil090	nt80_9	nt80_31	FCT-4
pil094	nt80_14	nt80_30	FCT-3		pil177	nt80_9	nt80_33	FCT-4
pil074	nt80_14	nt80_32	FCT-3		pil084	nt80_9	nt80_34	FCT-4
pil056	nt80_14	nt80_34	FCT-3		pil015	nt80_9	nt80_35	FCT-4
pil003	nt80_14	nt80_35	FCT-3		pil183	nt80_9	nt80_37	FCT-4
pil080	nt80_14	nt80_36	FCT-3		pil066	nt80_9	nt80_38	FCT-4
pil072	nt80_14	nt80_38	FCT-3		pil232	nt80_0	nt80_2	FCT-5
pil111	nt80_15	nt80_32	FCT-3		pil048	nt80_0	nt80_3	FCT-5
pil098	nt80_15	nt80_34	FCT-3		pil102	nt80_0	nt80_4	FCT-5
pil100	nt80_15	nt80_35	FCT-3		pil004	nt80_1	nt80_1	FCT-5
pil099	nt80_15	nt80_36	FCT-3		pil060	nt80_1	nt80_2	FCT-5
pil052	nt80_16	nt80_36	FCT-3		pil081	nt80_1	nt80_3	FCT-5
pil033	nt80_16	nt80_37	FCT-3		pil016	nt80_1	nt80_4	FCT-5
pil101	nt80_17	nt80_29	FCT-3		pil002	nt80_5	nt80_11	FCT-6
pil225	nt80_17	nt80_34	FCT-3		pil010	n.a.	nt80_6	FCT-9
pil178	nt80_17	nt80_35	FCT-3		pil065	n.a.	nt80_7	FCT-9
pil018	nt80_17	nt80_36	FCT-3		pil075	n.a.	nt80_8	FCT-9
pil083	nt80_17	nt80_37	FCT-3		pil058	n.a.	nt80_9	FCT-9
pil117	nt80_18	nt80_28	FCT-3		pil020	n.a.	nt80_10	FCT-9
pil005	nt80_18	nt80_33	FCT-3		pil019	n.a.	nt80_12	FCT-9
pil013	nt80_10	nt80_29	FCT-4		pil238	n.a.	nt80_13	FCT-9
pil021	nt80_10	nt80_31	FCT-4		pil025	n.a.	nt80_14	FCT-9
pil222	nt80_10	nt80_32	FCT-4		pil055	n.a.	nt80_15	FCT-9
pil078	nt80_10	nt80_33	FCT-4		pil007	n.a.	nt80_16	FCT-9
pil027	nt80_11	nt80_33	FCT-4		pil057	n.a.	nt80_17	FCT-9
pil014	nt80_11	nt80_36	FCT-4		pil165	n.a.	nt80_18	FCT-9
pil049	nt80_11	nt80_38	FCT-4		pil008	n.a.	nt80_19	FCT-9
pil011	nt80_13	nt80_27	FCT-4		pil022	nt80_2	nt80_0	FCT-10
pil059	nt80_13	nt80_28	FCT-4		pil088	nt80_2	nt80_5	FCT-10

#### 4. FCT-region form (optional)

- The Isolate Database has a field for submission of FCT-region form.
- Allowable **values** are:
  - FCT-1
  - FCT-2
  - FCT-3
  - FCT-4
  - FCT-3/4
  - FCT-5
  - FCT-6
  - FCT-9
  - FCT-10

#### How to establish FCT-region?

- Combinations of hits are listed in the chart below.
- Note: The PubMLST databases include nearly all known variants of the (partial) *rofA/nra* and full-length pilin loci but may not be 100% inclusive. Please contact the Curator if you have new allelic variants and/or wish to submit a direct deposit.

FCT-region	<i>rofA</i>	<i>nra</i>	<i>pilA1/pilB1</i>	<i>pilA2/pilB2</i>	<i>pilA34/pilB34</i>	<i>pilA5/pilB5</i>	<i>pilA6/pilB6</i>	<i>pilB9</i>	<i>pilA10/pilB10</i>
1	hit		hit						
2	hit			hit					
3		hit			hit				
4	hit				hit				
3/4					hit				
5	hit					hit			
6	hit						hit		
9	hit							hit	
10	hit								hit

#### ❖ Example: (from downloaded xls following sequence query):

- FCT-4
- *pilA34\_103* = *pilA nt80\_13*; *pilB34\_83* = *pilB nt80\_34*
- *pil028* = *pilA nt80\_13* and *pilB nt80\_34*
- Also, *emm28*-pattern E

Locus	Allele	Length	Contig	Start position	End position
<i>rofA</i>	1	23	sid 1822 accn NC_007296__Streptococcus_pyogenes_MGAS6180_complete_genome_	116616	116638
❖ <i>pilA34</i>	103	2244	sid 1822 accn NC_007296__Streptococcus_pyogenes_MGAS6180_complete_genome_	120079	122322
❖ <i>pilB34</i>	83	1038	sid 1822 accn NC_007296__Streptococcus_pyogenes_MGAS6180_complete_genome_	122858	123895
<i>pilL34</i>	57	588	sid 1822 accn NC_007296__Streptococcus_pyogenes_MGAS6180_complete_genome_	124653	125240
SF3	1	30	sid 1822 accn NC_007296__Streptococcus_pyogenes_MGAS6180_complete_genome_	1709892	1709921
SF2	1	30	sid 1822 accn NC_007296__Streptococcus_pyogenes_MGAS6180_complete_genome_	1711041	1711070
<i>emm</i>	28	180	sid 1822 accn NC_007296__Streptococcus_pyogenes_MGAS6180_complete_genome_	1711812	1711991
<i>emmPrime</i>	2	19	sid 1822 accn NC_007296__Streptococcus_pyogenes_MGAS6180_complete_genome_	1712039	1712057
SF4	10	54	sid 1822 accn NC_007296__Streptococcus_pyogenes_MGAS6180_complete_genome_	1712429	1712482
<i>mga-2</i>	8	32	sid 1822 accn NC_007296__Streptococcus_pyogenes_MGAS6180_complete_genome_	1713682	1713713